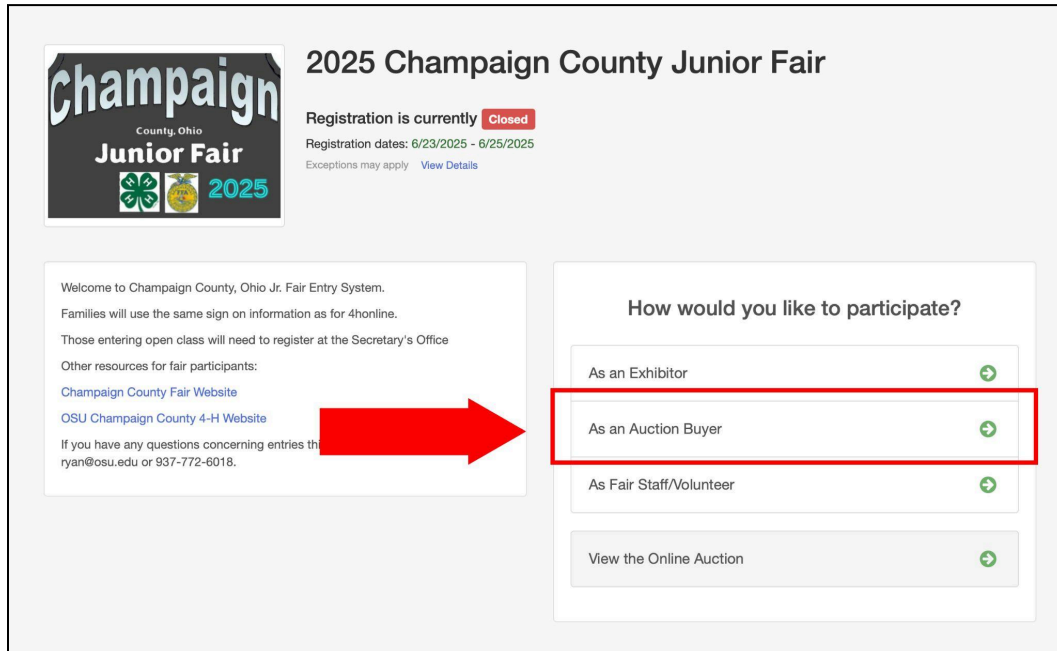


Champaign County Junior Fair

USING FAIR ENTRY FOR ONLINE ADD-ONS

1. Visit: <https://fairentry.com/Fair/SignIn/21458>
2. Under How would you like to participate, select “As an Auction Buyer.”



2025 Champaign County Junior Fair

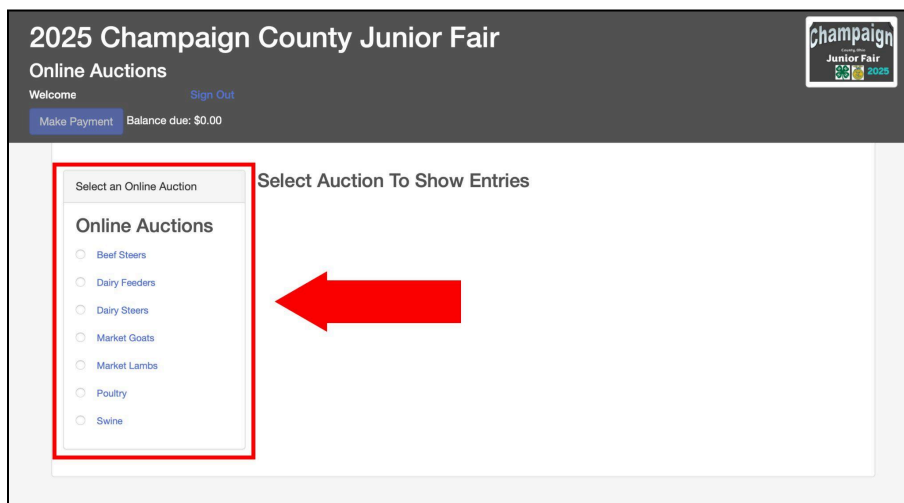
Registration is currently **Closed**
Registration dates: 6/23/2025 - 6/25/2025
Exceptions may apply [View Details](#)

Welcome to Champaign County, Ohio Jr. Fair Entry System.
Families will use the same sign on information as for 4Honline.
Those entering open class will need to register at the Secretary's Office
Other resources for fair participants:
[Champaign County Fair Website](#)
[OSU Champaign County 4-H Website](#)
If you have any questions concerning entries th
ryan@osu.edu or 937-772-6018.

How would you like to participate?

- As an Exhibitor
- As an Auction Buyer**
- As Fair Staff/Volunteer
- View the Online Auction

3. Sign in with your email and password. **Note:** If you have forgotten your password, click “Forgot your password?” and enter your email. Fair Entry will send you a temporary password. Check your Junk or Spam folder if you do not receive it. Once you receive it and enter the temporary password, Fair Entry will ask you to create a new permanent password.
4. Once logged in, you will see a list of the sale orders for this year's fair. Click on the animal species that you wish to do add-ons for.



2025 Champaign County Junior Fair

Online Auctions

Welcome [Sign Out](#)
[Make Payment](#) Balance due: \$0.00

Select an Online Auction

Online Auctions

- ☐ Beef Steers
- ☐ Dairy Feeders
- ☐ Dairy Steers
- ☐ Market Goats
- ☐ Market Lambs
- ☐ Poultry
- ☐ Swine

Select Auction To Show Entries

5. You can scroll through the exhibitors in that sale order, or you can use the drop-down list to select a specific exhibitor's name.

Welcome [Sign Out](#)

[Make Payment](#) Balance due: \$0.00

Select an Online Auction

Online Auctions

- ☒ Beef Steers
- ☐ Dairy
- ☐ Dairy
- ☐ Mark
- ☐ Mark
- ☐ Poul
- ☐ Swin

Select an Exhibitor

- ✓ Any
- ANDERSON, PIPER
- Adams, Porter
- Anderson, Kalli
- Bailey, Wesley
- Bell, Gavin
- Bell, Wyatt
- Botkins, Luke
- Crawford, Carly

Sale Number: 1

No Image Available

Exhibitor	Parcels, Khloe
Department	Beef
Division	211: Beef Market
Class	02: 4-H Market Beef

High Bid: **No Bids** [View Details](#)

Sale Number: 2

No Image Available

Exhibitor	Hurst, Sydnee
Department	Beef
Division	211: Beef Market
Class	01: FFA Market Beef

High Bid: **No Bids** [View Details](#)

Sale Number: 3

No Image Available

Exhibitor	Helman, Weston
Department	Beef
Division	211: Beef Market
Class	02: 4-H Market Beef

High Bid: **No Bids** [View Details](#)

Sale Number: 4

Sale Number: 5

Sale Number: 6

6. Once you select an exhibitor, you will see their entry details.

Miller, Emma

• 11 (4-H age) Grade: 6 • Champaign

#96 **4-H Online**

	Class	Division
Placing	None	None
Ribbon	None	None
Award(s)		

Fair	Beef
Department	211: Beef Market
Division	01: Jr. Fair Market Beef Show
Class	02: 4-H Market Beef

Entry Number 440

Introduction

Bidding History

No Bids, be the first!

Add-On

\$ Enter 1.00 or more [Add-On](#)

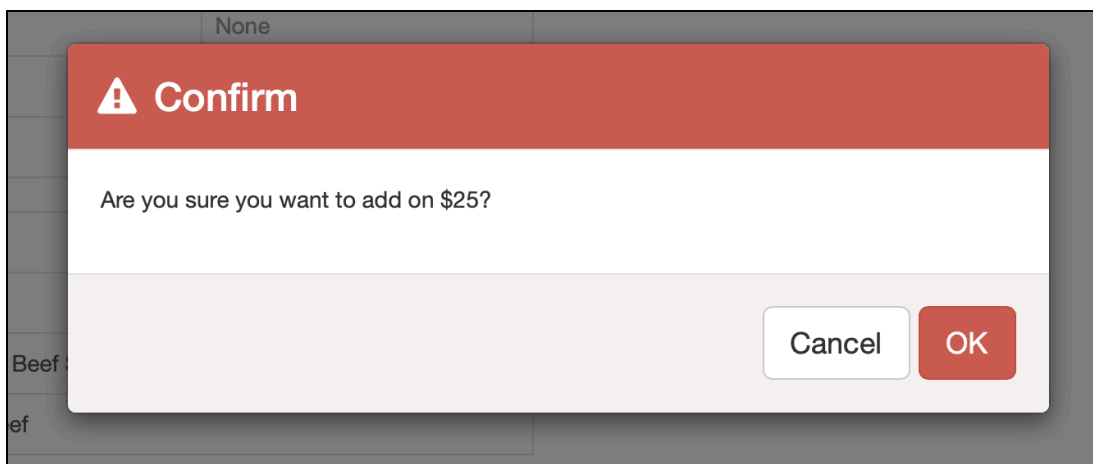
Add-On History

#1245	\$50.00
#196	\$100.00

7. To enter an add-on, enter an amount in the add-on box next to the blue Add-On button.

A screenshot of a web form titled "Add-On". It features a text input field with a dollar sign icon on the left, containing the value "25.00". To the right of the input field is a small up/down arrow icon. Further right is a blue button labeled "Add-On".

8. Click the blue Add-On button, and then hit confirm in the pop-up window to confirm the amount of the add-on.

A screenshot of a "Confirm" pop-up window. The window has a red header bar with a white warning triangle icon and the word "Confirm". Below the header, the text "Are you sure you want to add on \$25?" is displayed. At the bottom right, there are two buttons: a white "Cancel" button and a red "OK" button.

9. You will see your balance due change at the top as you put in your add-ons.

A screenshot of the top section of a website. It has a dark grey background with white text. The main heading is "2025 Champaign County Junior Fair" followed by "Online Auctions". Below this, there is a "Welcome" message and a blue link for "Sign Out". A blue button labeled "Make Payment" is on the left. To its right, the text "Balance due: \$25.77" is shown, with the amount "\$25.77" highlighted by a red rectangular box. A red arrow points from the right towards this box.

10. Once you are ready to pay, you can select "Make Payment" and follow the steps to add a payment method and pay your balance. You will receive an email receipt of your add-ons once you click submit.

NOTE: Fair Entry charges a processing fee for credit card payments. If you do not wish to pay by credit card and/or pay the processing fees, simply leave your Balance Due in your cart and we will invoice you for that amount after the add-on window closes.

1

2

3

Review

Payment Method

Confirm

Buyer Payment Summary

Beef Steers	
Add-on, Entry #440 - Emma Miller	\$25.00
Processing Fee	\$0.77
Total	\$25.00
Amount Paid	-\$0.00
Payment Due: \$25.77	

Continue

✓

2

3

Review

Payment Method

Confirm

Your Credit Cards

+ Add a Credit Card

You do not yet have any credit cards on file

Make Payment

Balance due: \$25.77

Cancel

✓

✓

3

Review

Payment Method

Confirm

One last step!

Agree to the terms below and press submit.

After you Submit

Your card will be charged, you will receive an email receipt.

Agree to Terms

4-H and FFA Club work must be completed to be eligible to participate in fair. This includes but not limited to completing skill-a-thons, QA for market animals, Equi-step for horses, and abiding by ALL Ohio Exhibition Rules and Regulations and Rules of the Champaign County Fair. Rules and Regulations can be found in the 2025 Champaign County Fair Book.

By checking the box, you agree to abide by all rules and regulations of 4-H, FFA, ODA, and Champaign Co Fair.

Payment Total

\$25.77

By Credit Card

Submit